

Project: Rhapsody in Blue

DESIGNER: MARINDA STEWART



Can you keep a secret? This Single Irish Chain quilt showcases a simple Nine-Patch in disguise.

## Project: Rhapsody in Blue

### Materials

- 2 1/8 yards blue-and-white print (blocks)
- 1 1/8 yards mottled navy blue (blocks, binding)
- 1/2 yard each mottled royal blue, mottled blue, and mottled light blue (blocks)
- 7/8 yard each navy blue floral, blue geometric, blue floral, and light blue polka dot (setting squares)
- 5 1/2 yards backing fabric
- 79x97" batting

**Finished quilt:** 72 1/2x90 1/2"

**Finished blocks:** 9" square

**Quantities** are for 44/45"-wide, 100% cotton fabrics.

**Measurements** include 1/4" seam allowances. Sew with right sides together unless otherwise stated.

### Cut Fabrics

Cut pieces in the following order.

#### From blue-and-white print, cut:

- 20—3 1/2x42" strips

#### From mottled navy blue, cut:

- 4—3 1/2x42" strips
- 9—2 1/2x42" binding strips

#### From each of mottled royal blue, mottled blue, and mottled light blue, cut:

- 4—3 1/2x42" strips

#### From each of navy blue floral, blue geometric, blue floral, and light blue polka dot, cut:

- 10—9 1/2" setting squares

### Assemble Nine-Patch Blocks

1. Sew together two blue-and-white print 3 1/2x42" strips and one mottled navy blue 3 1/2x42" strip to make Strip Set A (Diagram 1). Press seams toward mottled navy blue strip. Repeat to make a second Strip Set A.

Cut strip sets into 20—3 1/2"-wide A segments total.

2. Join two mottled navy blue 3 1/2x42" strips and one blue-and-white print 3 1/2x42" strip to make Strip Set B (Diagram 2). Press seam toward mottled navy blue strips. Cut strip set into 10—3 1/2"-wide B segments total.
3. Referring to Diagram 3, join two A segments and one B segment to make a navy blue Nine-Patch block. Press seams in one direction. The navy blue Nine-Patch block should be 9 1/2" square including seam allowances. Repeat to make 10 navy blue Nine-Patch blocks total.
4. Repeat steps 1-3 using mottled royal blue 3 1/2x42" strips instead of mottled navy blue strips to make 10 royal blue Nine-Patch blocks total.
5. Repeat steps 1-3 using mottled blue 3 1/2x42" strips instead of mottled navy blue strips to make 10 blue Nine-Patch blocks total.
6. Repeat steps 1-3 using mottled light blue 3 1/2x42" strips instead of mottled navy blue strips to make 10 light blue Nine-Patch blocks total.

2. Sew together pieces in each row. Press seams toward setting squares.

3. Join rows to complete quilt top. Press seams in one direction.

### Finish Quilt


1. Layer quilt top, batting, and backing; baste.
2. Quilt as desired. Machine-quilter Kim Peterson stitched an allover meandering design across the quilt top.
3. Bind with mottled navy blue binding strips.

### Assemble Quilt Top

1. Referring to Quilt Assembly Diagram for placement, lay out Nine-Patch blocks and navy blue floral, blue geometric, blue floral, and light blue polka dot 9 1/2" setting squares in 10 rows.



Project: Rhapsody in Blue



Project: Rhapsody in Blue

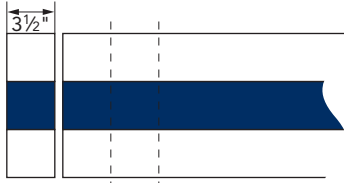


DIAGRAM 1




DIAGRAM 2





DIAGRAM 3



QUILT ASSEMBLY DIAGRAM